

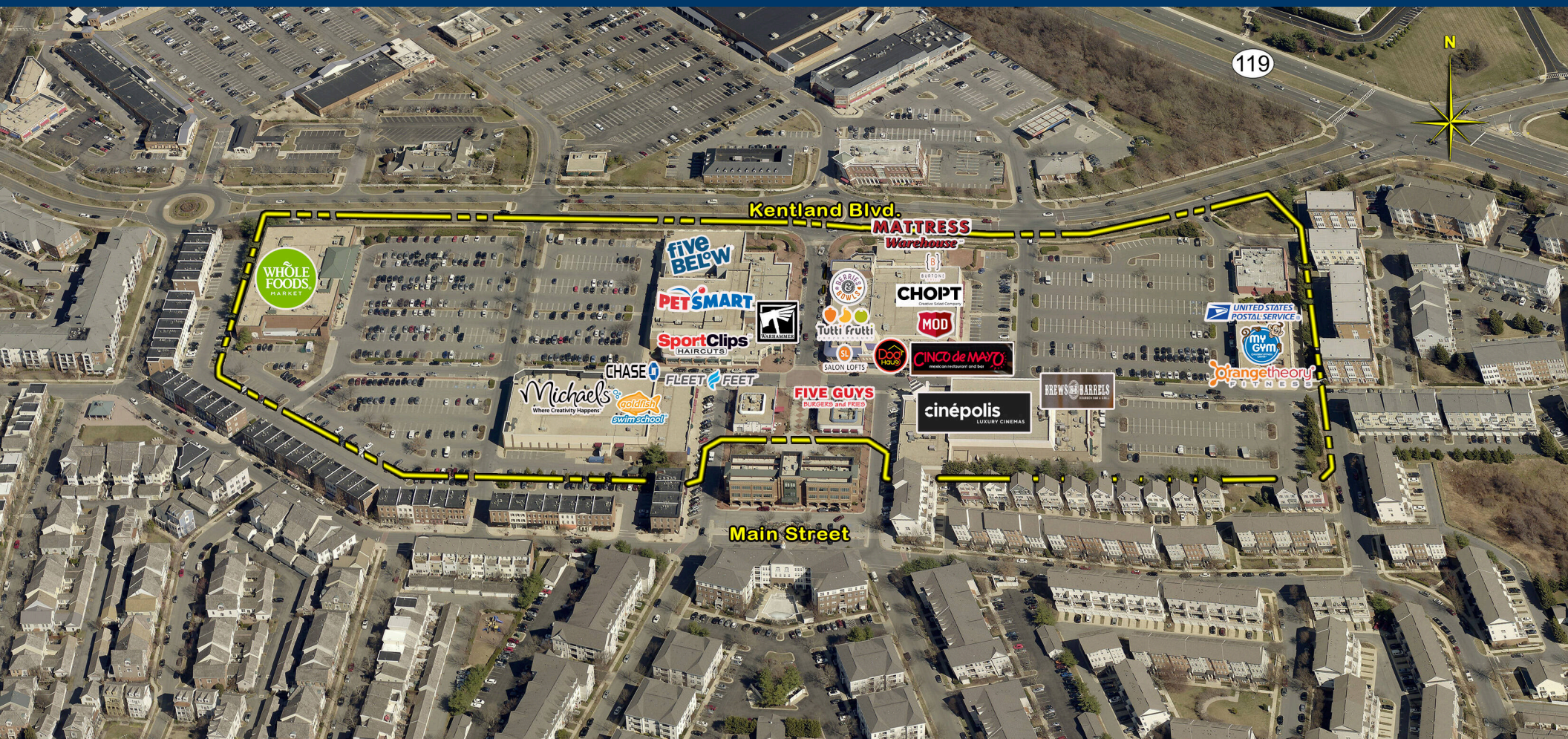
117620

# KENTLANDS MARKET SQUARE

200 KENTLANDS BLVD. KENTLANDS BLVD & MARKET ST, GAITHERSBURG, MD

MANAGED BY AN AFFILIATE OF

**KIMCO**  
REALTY



GLA: 241,920 SF

PARKING SPACES: 1,165

PARKING RATIO: 4.8 per 1,000 SF

MSA: Washington-Arlington-Alexandria (DC-VA-MD-WV)

WEB LINK: [kimcorealty.com/117620](http://kimcorealty.com/117620)

## DEMOGRAPHICS

2021 ESTIMATES	POPULATION	DAYTIME POPULATION	HOUSEHOLDS	AVG. HH INCOME	MED. HH INCOME	PER CAPITA INCOME
1 MILE	16,572	19,867	6,504	\$176,145	\$141,904	\$69,134
3 MILE	111,084	120,761	41,162	\$139,609	\$107,481	\$52,088
5 MILE	287,158	297,541	102,611	\$137,867	\$106,168	\$49,555
10 MILE	667,206	683,227	240,558	\$152,796	\$115,188	\$55,498

## LEASING REPRESENTATIVE

**KEVIN ALLEN**

(410) 427-4434 | [kallen@kimcorealty.com](mailto:kallen@kimcorealty.com)





### Availability

TENANT			TENANT			TENANT			TENANT			TENANT		
1	Whole Foods	35,868	13	Java Nation	2,017	29	MOD Pizza	3,020	44	My Gym	2,661	56	Tea Spa Wellness Center	1,322
2	Five Below	7,500	14	kenaki - Sushi Counter	1,875	30	Cinco de Mayo	2,800	45	Orangetheory Fitness	3,139	57	Foundry Fitness	1,896
3	Floor Rio - Abbey Carpet	3,000	15	Colonial Opticians	1,782	31	Salon Lofts	3,614	46	Brews and Barrels	4,150	58	Fleet Feet	1,920
4	Moby Dick	1,575	16	Sport Clips	1,019	32	Tutti Frutti Frozen Yogurt	3,085	47	Pacifica Cafe		58A	JPMorgan Chase Bank	95
5	Available	1,612	17	Allure Nails	2,544	36	Goodarzi Hair Salon	1,200	48	Cinépolis Luxury Cinemas	34,052	59	Goldfish Swim School - Gaither	8,628
6	Available	1,200	18	PetSmart	18,741	37	Berries & Bowls	1,420	49	Five Guys Burgers and Fries	2,296	60	Michaels	23,296
7	Daviko Gems, Inc.	1,200	19	Mattress Warehouse	5,000	38	My Big Finds	1,415	50	Thai Tanium	3,704	61	Dog Haus	2,330
8	Bath & Floor Stiles, Inc.	1,676	20	Tandoori Nights	2,535	39	Ranken Noodle House	1,300	51	Lapu Lapu	325	62	Burtons Grill and Bar	5,000
9	Occasions Gift Store	1,200	21	Available (Office)	1,515	40	Neals Bagels	1,433	52	Vasilis Kitchen Fresh Mediterr	4,341			
10	Kentlands Dentistry	1,800	22	Jessa Medical Supply, Inc.	2,100	41	Brios Chicken	1,802	53	RUE + ROE	1,157			
11	Kimco Realty Corporation	1,800	23	Wine Alley	1,604	42	Buca di Beppo	7,553	54	SkinSpirit	2,286			
12	Warhammer	900	28	Chopt	2,605	43	U.S. Postal Service	4,665	55	Bel Pre Family Dental	1,197			

## LEASING REPRESENTATIVE

**KEVIN ALLEN**

2080 York Road, Suite 285, Timonium, Maryland 21093 | (410) 427-4434 | [kallen@kimcorealty.com](mailto:kallen@kimcorealty.com)

Disclaimer: This site plan shows the approximate location, square footage, and configuration of the shopping center and adjacent areas, and is only illustrative of the size and relationship of the stores and common areas generally, all of which are subject to change. The showing of any names of tenants, parking spaces, square footage, curb-cuts or traffic controls shall not be deemed to be a representation or warranty that any tenants will be at the shopping center, the square footage is accurate, or that any parking spaces, curb-cuts or traffic controls do or will continue to exist. Moreover, any demographics set forth in this flyer are for illustrative purposes only and shall not be deemed a representation by Landlord or their accuracy. Availability of this property for rent is subject to prior rental or withdrawal of the property from the market at any time without notice.



# KENTLANDS MARKET SQUARE

200 KENTLANDS BLVD. KENTLANDS BLVD & MARKET ST, GAITHERSBURG, MD

MANAGED BY AN AFFILIATE OF



As of: 04/21/22

## LEASING REPRESENTATIVE

KEVIN ALLEN

(410) 427-4434 | kallen@kimcorealty.com

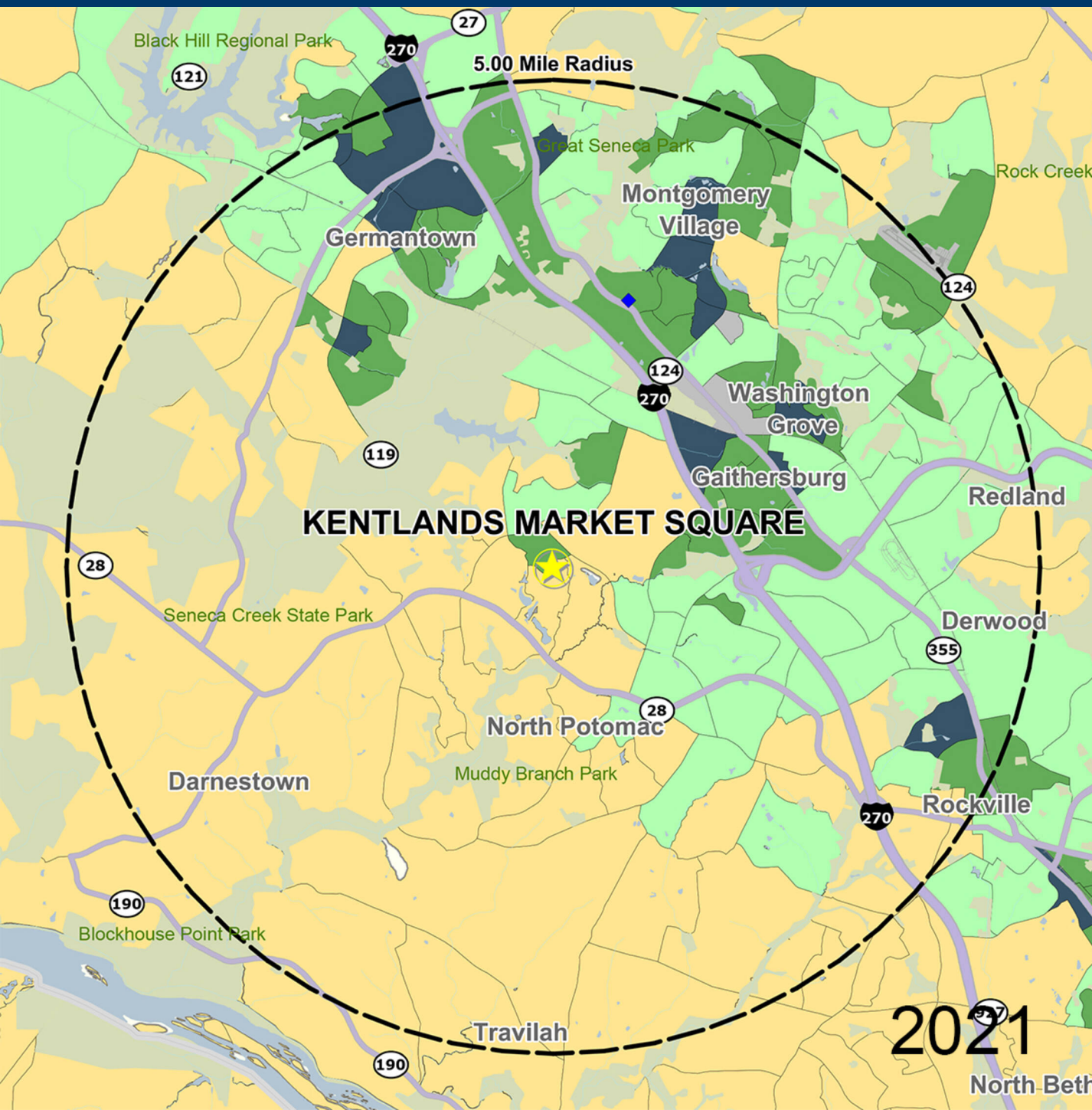


117620

# KENTLANDS MARKET SQUARE

200 KENTLANDS BLVD. KENTLANDS BLVD & MARKET ST, GAITHERSBURG, MD

MANAGED BY AN AFFILIATE OF




## DEMOGRAPHICS

2021 ESTIMATES	1-MILE	3-MILE	5-MILE
POPULATION	16,572	111,084	287,158
DAYTIME POP	19,867	120,761	297,541
HOUSEHOLDS	6,504	41,162	102,611
AVERAGE HH INCOME	\$176,145	\$139,609	\$137,867
MEDIAN HH INCOME	\$141,904	\$107,481	\$106,168
PER CAPITA INCOME	\$69,134	\$52,088	\$49,555

Trade Area Systems, Updates of 2010 Census Data by Synergos

### Average Household Income

By Block Group



Popstats, 4Q 2021, Trade Area Systems

2021